

Comparison

MagicBond	Conventional Mortar
Approx. Rs. 3.5 / sq. ft.	Cement (0.5 kg. @ 300 Rs. Per bag)=Rs. 3 + Sand (0.045 cft @ Rs. 40 per cft)=Rs. 1.80 Total = Rs. 4.8 per sq. ft.
Fast Application	Not Possible
Plastering possible after 24 hours	Minimum 7 days curing required
Consistent quality due to computerized mixing and tested raw material	Manual mixing and not possible to test every Batch
High bond strength (almost 5 times more than conventional mortar)	Not possible due to difference in properties of blocks and mortar
Negligible Shrinkage Cracks	More Shrinkage Cracks
Easy Handling and Storage	Difficult to keep stock of different components and high wastage

Technical Specifications

Properties	Specifications
Appearance	Grey Powder
Water Required	35%
Pot Life	~1.5 - 2 hrs
Curing	Not required
Tensile Adhesive Strength	> 0.34 MPa (as per ASTM-C1660)
Coverage	180 - 200 sq. ft. (for 4" thick blocks)

AUTHORISED DEALER / DISTRIBUTOR



Indian Green Building Council
MEMBER




Available in 40/10 kg bags

a product by **magicrete**
magic behind happy homes

MAGIC BOND™

block joining adhesive




Unbreakable JOD

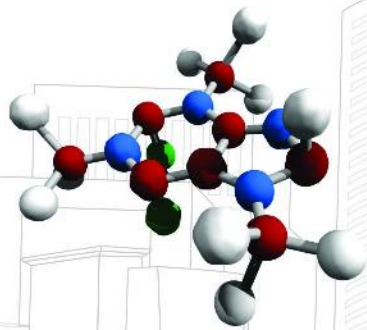
www.magicrete.in

Magicrete Building Solutions Pvt. Ltd.
Toll Free : 1800-274-55-55
Email : info@magicrete.in
www.magicrete.in

MAGICBOND® is a high strength adhesive for quick and firm laying of AAC blocks with thin joints.



Magicbond is a factory mixed mortar made up of cement, graded sand and blended with polymers to impart high strength and water retention properties even when in thickness of 2-3mm layers.



AAC blocks being porous in nature tend to absorb moisture from mortar, thereby resulting into pinhole gaps in masonry. This leads to poor bond strength and tendency of mortar to let heat and water pass through. Polymers in Magicbond retain water in mortar. Thus, strengthening the bonds.

Preparation

- Take 1 bag of Magicbond and add 11-14 litres of clean potable water.
- Mix it thoroughly using the stirrer, then it is ready to apply.

Usage Instruction

- Wet the surface before applying Magicbond.
- Apply uniform layer of 2-3 mm of Magicbond.
- Place another unit of AAC block on mortar bed and hammer it with a rubber mallet lightly on the top.

98% of AAC blocks worldwide are joined using thin bed mortar.

Features



High Bond Strength - Special polymers imparts high adhesive strength (>0.34 Mpa) increasing overall masonry strength & load bearing capacity.



No Shrinkage Cracks - Water is retained in mortar, thus prevents shrinkage cracks.



High Thermal Insulation - Thin joints prevent heat transfer through walls.



Zero Wastage - It is easy to apply and avoids wastage of material.



No Curing Required - Due to water retention polymers, curing is not essential after application.



High coverage - Due to lower density & higher volume, a 40 kgs bag of Magicbond covers 180 - 200 sq. ft. with a thickness 3mm (for 4" thick AAC blocks).



Economical - Quantity of Magicbond required for laying blocks is 3 times less than conventional mortar. This saves money as well as time.



Premixed - No jobsite blending of powder is required, only water is to be added.